

CROWTHER MEMORIAL JUNIOR HIGH SCHOOL



Education Plan and Annual Education Results Report (AERR) 2023-2024



United in our **Diversity**
Passionate about our **Learning**
Confident in our **Future**



Welcome to **Crowther Memorial Junior High school**. We are located at 190 Brent Blvd in the community of Strathmore, in the province of Alberta. We are a proud school within the Golden Hills School Division located approximately 25 minutes east of Calgary. We serve approximately 520 grades 7, 8 and 9 students. We have 50 staff members who are committed and passionate about making the lives of youth more enriched. Our staff is composed of professionals with a wide range of experience and who all are committed to making the “world a better place”. Our students come to us from a number of community feeder Elementary schools within Strathmore and surrounding area. We are also fortunate to serve several students from the Siksika First Nation and we welcome students from around the world as we continue to have International students study with us. We are proud of the work we do in the building not only from an academic perspective but also through the myriad of options and incredible extra-curricular opportunities. We are excited to be **together** in this building sharing the space with dynamic and energetic students.

We believe in working in creative and innovative ways and will continue to team with parents and the community. At Crowther we are deeply committed to **Powering Hope** and **Possibility** and look forward to another great year of inspiring and connecting in meaningful and intentional ways. On behalf of the staff, we want to express our gratitude and thank you for the opportunity to serve this community.

Vision: *To make the World a Better Place*

Mission: We are...

United in our Diversity
Passionate about our Learning
Confident in our Future

Values: *Crowther Memorial Junior High School is a family where students and learning come first. Together we create powerful learning environments that foster collaboration, creativity and innovation while being respectful, caring and kind.*

CMJHS STAFF 2023-2024



Mrs. Linda Tucker~ Principal~ Mr. Ryan Hunter~Vice Principal~ Mr. Michael Bradford~ Vice Principal

Alberta Education Assurance Measures: Overall Summary

Assurance Domain	Measure	Crowther Memorial Jr. High			Alberta			Measure Evaluation		
		Current Result	Prev Year Result	Prev 3 Year Average	Current Result	Prev Year Result	Prev 3 Year Average	Achievement	Improvement	Overall
Student Growth and Achievement	Student Learning Engagement	83.8	79.0	79.0	84.4	85.1	85.1	n/a	Improved	n/a
	Citizenship	70.6	72.0	75.2	80.3	81.4	82.3	Low	Maintained	Issue
	3-year High School Completion	n/a	n/a	n/a	80.7	83.2	82.3	n/a	n/a	n/a
	5-year High School Completion	n/a	n/a	n/a	88.6	87.1	86.2	n/a	n/a	n/a
	PAT: Acceptable	62.0	54.6	n/a	63.3	64.3	n/a	Very Low	n/a	n/a
	PAT: Excellence	9.3	8.4	n/a	16.0	17.7	n/a	Very Low	n/a	n/a
	Diploma: Acceptable	n/a	n/a	n/a	80.3	75.2	n/a	n/a	n/a	n/a
	Diploma: Excellence	n/a	n/a	n/a	21.2	18.2	n/a	n/a	n/a	n/a
Teaching & Leading	Education Quality	87.1	80.8	84.7	88.1	89.0	89.7	Intermediate	Maintained	Acceptable
Learning Supports	Welcoming, Caring, Respectful and Safe Learning Environments (WCRSLE)	76.9	79.8	79.8	84.7	86.1	86.1	n/a	Maintained	n/a
	Access to Supports and Services	81.2	69.5	69.5	80.6	81.6	81.6	n/a	Improved Significantly	n/a
Governance	Parental Involvement	72.4	66.9	74.7	79.1	78.8	80.3	Low	Maintained	Issue

Notes:

- Data values have been suppressed where the number of respondents/students is fewer than 6. Suppression is marked with an asterisk (*).
- Caution should be used when interpreting high school completion rate results over time, as participation in the 2019/20 to 2021/22 Diploma Exams was impacted by the COVID-19 pandemic. In the absence of Diploma Exams, achievement level of diploma courses were determined solely by school-awarded marks.
- Aggregated PAT results are based upon a weighted average of percent meeting standards (Acceptable, Excellence). The weights are the number of students enrolled in each course. Courses included: English Language Arts (Grades 9, 9 KAE), Français (9e année), French Language Arts (9e année), Mathematics (Grades 9, 9 KAE), Science (Grades 9, 9 KAE), Social Studies (Grades 6, 9, 9 KAE).
- Participation in the Provincial Achievement Tests and Diploma Exams was impacted by the COVID-19 pandemic from 2019/20 to 2021/22. School years 2019/20, 2020/21 and 2021/22 are not included in the rolling 3-year average. Caution should be used when interpreting trends over time.
- Participation in the Provincial Achievement Tests and Diploma Exams was impacted by the fires in 2018/19 and 2022/23. Caution should be used when interpreting trends over time for the province and those school authorities affected by these events.
- 2022/23 Provincial Achievement Test results do not include students who participated in the optionally implemented/piloted curriculum and were excused from writing in those subject areas.
- Security breaches occurred over the last few days of the 2021/22 PAT administration window. Students most likely impacted by these security breaches have been excluded from the provincial cohort. All students have been included in school and school authority reporting. Caution should be used when interpreting these results.
- Aggregated Diploma results are a weighted average of percent meeting standards (Acceptable, Excellence) on Diploma Examinations. The weights are the number of students writing the Diploma Exam for each course. Courses included: English Language Arts 30-1, English Language Arts 30-2, French Language Arts 30-1, Français 30-1, Mathematics 30-1, Mathematics 30-2, Chemistry 30, Physics 30, Biology 30, Science 30, Social Studies 30-1, Socia

Measure Evaluation Reference (Required AEAMs):

Achievement Evaluation

Achievement evaluation is based upon a comparison of Current Year data to a set of standards that remain consistent over time. The Standards are calculated by taking the 3-year average of baseline data for each measure across all school jurisdictions and calculating the 5th, 25th, 75th and 95th percentiles. Once calculated, these standards remain in place from year to year to allow for consistent planning and evaluation.

The table below shows the range of values defining the 5 achievement evaluation levels for each measure.

Measure	Very Low	Low	Intermediate	High	Very High
Citizenship	0.00 - 66.30	66.30 - 71.63	71.63 - 77.50	77.50 - 81.08	81.08 - 100.00
3-year High School Completion	0.00 - 65.95	65.95 - 74.10	74.10 - 84.79	84.79 - 89.00	89.00 - 100.00
5-year High School Completion	0.00 - 72.59	72.59 - 80.82	80.82 - 89.18	89.18 - 91.96	91.96 - 100.00
PAT: Acceptable	0.00 - 62.15	62.15 - 67.21	67.21 - 77.26	77.26 - 82.01	82.01 - 100.00
PAT: Excellence	0.00 - 10.15	10.15 - 13.39	13.39 - 17.84	17.84 - 23.74	23.74 - 100.00
Diploma: Acceptable	0.00 - 71.45	71.45 - 78.34	78.34 - 84.76	84.76 - 87.95	87.95 - 100.00
Diploma: Excellence	0.00 - 9.55	9.55 - 12.59	12.59 - 19.38	19.38 - 23.20	23.20 - 100.00
Education Quality	0.00 - 80.94	80.94 - 84.23	84.23 - 87.23	87.23 - 89.60	89.60 - 100.00
Parental Involvement	0.00 - 70.76	70.76 - 74.58	74.58 - 78.50	78.50 - 82.30	82.30 - 100.00

Notes:

1. For all measures: The range of values at each evaluation level is interpreted as greater than or equal to the lower value, and less than the higher value. For the Very High evaluation level, values range from greater than or equal to the lower value to 100%.

Overall Evaluation Table

The overall evaluation combines the Achievement Evaluation and the Improvement Evaluation. The table below illustrates how the Achievement and Improvement evaluations are combined to get the overall evaluation.

Improvement	Achievement				
	Very High	High	Intermediate	Low	Very Low
Improved Significantly	Excellent	Good	Good	Good	Acceptable
Improved	Excellent	Good	Good	Acceptable	Issue
Maintained	Excellent	Good	Acceptable	Issue	Concern
Declined	Good	Acceptable	Issue	Issue	Concern
Declined Significantly	Acceptable	Issue	Issue	Concern	Concern

Goal One: Every Student is Successful

PAT Results Course By Course Summary By Enrolled With Measure Evaluation

Crowther Memorial Junior High		Crowther Memorial Jr. High
		Achievement
Course	Measure	
English Language Arts 9	Acceptable Standard	Low
	Standard of Excellence	Low
K&E English Language Arts 9	Acceptable Standard	High
	Standard of Excellence	Low
Mathematics 9	Acceptable Standard	Very Low
	Standard of Excellence	Very Low
K&E Mathematics 9	Acceptable Standard	Low
	Standard of Excellence	Low
Science 9	Acceptable Standard	Intermediate
	Standard of Excellence	High
K&E Science 9	Acceptable Standard	High
	Standard of Excellence	Intermediate
Social Studies 9	Acceptable Standard	Very Low
	Standard of Excellence	Very Low
K&E Social Studies 9	Acceptable Standard	Very High
	Standard of Excellence	Low

Our Results

While the overall results are not where we want them to be, we are striving for improvement. . Oftentimes, the wide range of learning needs are complex and diverse and as such require supports that are multi-faceted and broad in implementation. We work hard to individualize learning for each child while being responsive to the broad needs of all students. We value the opportunity for feedback and always believe in growing and developing for the best interest of student success. We are committed to increasing our overall student learning results in both the Acceptable Standard and Standard of Excellence on our Provincial Achievement Tests. In addition to this, we are committed to improving the achievement of our Grade 7 and 8 year-end final exam results. Although the PAT data measures student learning as a snapshot, the results in this report indicate a strategy is necessary in improving the achievement. We will do this by:

Reviewing **PAT and grade 7 and 8 final exam data** at our January PD day to identify target areas of concern. Create an action plan of areas of concern. Work with GHSD Coaches to create and implement the action plan.

Each Core class has a **PLC supported by a system Coach**. The goal of each PLC is to work collectively to improve student achievement and learning opportunities for all students. PAT and final exam results are used as data, along with data from common assessments. The review, alignment and co-creation of common powerful learning assignments and assessments are central to each PLC. Through release time, our PLC's are able to meet multi[le times a year.

CMJHS teachers will continue to participate and contribute to **Division Collaborative Days** working in subject area groups.

Goal 1

Every Student is Successful

Parental Involvement – Measure Details

Percentage of teachers and parents satisfied with parental involvement in decisions about their child's education.																																			
	School										Authority										Province														
	2019		2020		2021		2022		2023		Measure Evaluation			2019		2020		2021		2022		2023		2019		2020		2021		2022		2023			
	N	%	N	%	N	%	N	%	N	%	Achievement	Improvement	Overall	N	%	N	%	N	%	N	%	N	%	N	%	N	%	N	%	N	%				
Overall	64	78.0	74	82.6	81	85.7	84	86.9	88	90.4	Low	Maintained	Issue	64	80.5	72	87.5	81	90.2	88	94.1	92	96.6	95	99.1	70	81.8	79	92.5	82	96.4	83	99.0		
Parent	33	67.9	42	84.6	49	98.0	53	106.0	60	120.0	Low	Maintained	Issue	33	67.8	42	84.6	49	98.0	53	106.0	60	120.0	70	140.0	73	146.0	80	160.0	86	172.0	98	196.0	100	200.0
Teacher	31	88.0	45	125.6	61	172.0	84	231.0	84	231.0	Low	Maintained	Issue	31	88.0	45	125.6	61	172.0	84	231.0	84	231.0	89	245.6	93	252.0	100	264.0	114	306.0	121	327.0	135	363.0

Citizenship – Measure Details

Percentage of teachers, parents and students who are satisfied that students model the characteristics of active citizenship.																																					
	School										Authority										Province																
	2019		2020		2021		2022		2023		Measure Evaluation			2019		2020		2021		2022		2023		2019		2020		2021		2022		2023					
	N	%	N	%	N	%	N	%	N	%	Achievement	Improvement	Overall	N	%	N	%	N	%	N	%	N	%	N	%	N	%	N	%	N	%						
Overall	24	71.4	28	85.7	31	93.8	33	100.0	37	111.9	Low	Maintained	Issue	24	71.4	28	85.7	31	93.8	33	100.0	37	111.9	265	803.1	264	803.1	230	703.1	249	765.6	257	791.9				
Parent	3	30.0	7	70.0	11	100.0	17	154.5	26	236.4	Low	Maintained	Issue	3	30.0	7	70.0	11	100.0	17	154.5	26	236.4	35	318.2	36	327.3	39	354.5	41	372.7	48	436.4	57	513.0		
Student	18	56.3	23	71.9	33	100.0	41	125.0	59	181.3	Low	Maintained	Issue	18	56.3	23	71.9	33	100.0	41	125.0	59	181.3	197	609.4	193	597.3	169	517.4	187	579.4	193	597.3	215	645.6		
Teacher	3	29.1	9	81.8	18	163.6	28	253.8	39	351.3	Intermediate	Maintained	Acceptable	33	290.9	30	272.7	28	253.8	33	290.9	39	351.3	9	81.8	9	81.8	9	81.8	9	81.8	9	81.8	9	81.8	9	81.8


Welcoming, Caring, Respectful and Safe Learning Environments – Measure Details

The percentage of teachers, parents and students who agree that their learning environments are welcoming, caring, respectful and safe.																																	
	School										Authority										Province												
	2019		2020		2021		2022		2023		Measure Evaluation			2019		2020		2021		2022		2023		2019		2020		2021		2022		2023	
	N	%	N	%	N	%	N	%	N	%	Achievement	Improvement	Overall	N	%	N	%	N	%	N	%	N	%	N	%	N	%	N	%	N	%		
Overall	n/a	n/a	n/a	n/a	184	84.1	188	84.6	197	87.9	n/a	Maintained	n/a	n/a	n/a	n/a	n/a	168	82.7	185	89.4	185	87.7	n/a	n/a	n/a	n/a	231	87.9	249	91.1	257	93.7
Parent	n/a	n/a	n/a	n/a	183	83.6	278	78.0	371	82.2	n/a	Maintained	n/a	n/a	n/a	n/a	n/a	278	88.2	305	84.5	334	82.6	n/a	n/a	n/a	n/a	309	88.2	317	86.9	318	85.6
Student	n/a	n/a	n/a	n/a	176	76.3	165	65.8	167	67.9	n/a	Maintained	n/a	n/a	n/a	n/a	n/a	1120	87.8	1497	97.7	1587	87.0	n/a	n/a	n/a	n/a	169	79.8	187	77.7	193	76.6
Teacher	n/a	n/a	n/a	n/a	192	92.0	195	95.7	191	91.7	n/a	Maintained	n/a	n/a	n/a	n/a	n/a	284	96.1	338	96.3	346	96.5	n/a	n/a	n/a	n/a	302	95.3	309	93.6	323	92.0

Our Results:

At CMJHS, we do a variety of citizenship initiatives whereby students are able to demonstrate their leadership and generosity in a variety of ways. For example, the numerous student-led fundraisers for a variety of community organizations including the Wheatland Food bank, True North, the Overnight shelter, Happy Cat Sanctuary, the Hockey for Hunger Christmas Hampers, and Camp Kuriakos, are all important community connections that our students value and work hard to support. While we are intentional about sharing these details on our social media feeds, in daily school announcements, in our weekly parent newsletter, the message of how these initiatives are directly tied to Citizenship can be enhanced. We are proud of our students and the community appreciates the ongoing support.

We have a strong and vibrant school council made up of dedicated parents and guardians. We meet regularly and collaborate on the health and wellness of CMJHS. We also work diligently with weekly parent/ guardian newsletters and are hoping that this increased level of communication has contributed to the positive increase in this measure. CMJHS is a school that works hard at maintaining a respectful, positive and healthy climate for all members. We strive to be a school where all students can thrive.



Goal 2

First Nations, Métis, and Inuit students in Alberta are successful

Assurance Domain	Measure	Crowther Memorial Jr. High (FNMI)			Alberta (FNMI)			Measure Evaluation		
		Current Result	Previous Year Result	Previous Year Average	Current Result	Previous Year Result	Previous Year Average	Achievement Overall	Improvement	
Student Growth and Achievement	Student Learning Engagement	n/a	n/a	n/a	n/a	n/a	n/a	n/a	n/a	n/a
	Citizenship	n/a	n/a	n/a	n/a	n/a	n/a	n/a	n/a	n/a
	3-year High School Completion	n/a	n/a	n/a	57.0	59.5	59.1	n/a	n/a	n/a
	5-year High School Completion	n/a	n/a	n/a	71.3	68.0	67.0	n/a	n/a	n/a
	PAT: Acceptable	45.8	39.2	n/a	40.5	43.3	n/a	Very Low	n/a	n/a
	PAT: Excellence	5.2	8.3	n/a	5.5	5.9	n/a	Very Low	n/a	n/a
	Diploma: Acceptable	n/a	n/a	n/a	74.8	68.7	n/a	n/a	n/a	n/a
	Diploma: Excellence	n/a	n/a	n/a	11.3	8.5	n/a	n/a	n/a	n/a
Teaching & Leading	Education Quality	n/a	n/a	n/a	n/a	n/a	n/a	n/a	n/a	n/a
Learning Supports	Welcoming, Caring, Respectful and Safe Learning Environments (WCRSLE)	n/a	n/a	n/a	n/a	n/a	n/a	n/a	n/a	n/a
	Access to Supports and Services	n/a	n/a	n/a	n/a	n/a	n/a	n/a	n/a	n/a
Governance	Parental Involvement	n/a	n/a	n/a	n/a	n/a	n/a	n/a	n/a	n/a





JOIN US FOR

Niitsitapi CLUB

TUESDAYS @ WIN IN ROOM 141

Our Results

Although the results are lower than we would like, our commitment and dedication does not wane. We want all our students to be successful in their learning and thrive to new levels. We are working hard as school to build strong relationships with our Siksika partners through deeper collaboration. For example, we participated in our 'Meet the Families' evening where staff visited the Siksika Nation and shared a meal with parents/ guardians and community members. This interaction was an amazing evening filled with great conversations, appreciation and positivity. We have a very strong Niitsitapi club in our school with many students and staff who are committed to meeting weekly and planning activities. We work closely with our Miss Shirley, our FNMI liaison worker as well and **celebrate our strong and visible student Chief and Council**. Part of our three-year plan includes continuing to build our knowledge and action in ways that deepen reconciliation and honors diverse ways of knowing. We are committed to growing this aspect of our work and dedicated to improving the achievement and experience for our students.



Goal 3

Literacy and Numeracy Success for all learners.

Education Quality – Measure Details

Percentage of teachers, parents and students satisfied with the overall quality of basic education.																																	
	School										Authority										Province												
	2019		2020		2021		2022		2023		Measure Evaluation			2019		2020		2021		2022		2023		2019		2020		2021		2022		2023	
	N	%	N	%	N	%	N	%	N	%	Achievement	Improvement	Overall	N	%	N	%	N	%	N	%	N	%	N	%	N	%	N	%	N	%	N	%
Overall	2,453	88.8	1,886	88.6	1,909	86.0	1,802	87.8	1,871	87.7	Intermediate	Maintained	Acceptable	2,066	92.1	2,218	91.8	1,684	89.9	2,137	88.7	2,270	89.1	265,841	90.2	264,623	90.3	230,814	89.6	249,532	89.0	257,584	88.1
Parent	3,388	82.8	2,264	82.4	1,895	82.9	2,773	83.3	3,823	88.3	High	Maintained	Good	3,474	88.1	2,686	86.8	2,782	86.2	3,054	82.4	3,334	84.6	35,262	86.4	36,907	86.7	31,024	86.7	31,728	86.1	31,890	84.4
Student	1,811	82.1	1,451	81.5	1,354	81.2	1,789	81.7	1,073	80.3	Very Low	Maintained	Concern	1,221	81.6	1,654	81.8	1,128	81.3	1,494	81.3	1,591	86.1	19,782	88.1	19,763	88.8	16,589	86.3	18,834	85.9	19,343	85.7
Teacher	3,135	92.5	2,940	91.6	1,958	88.1	2,861	92.8	2,987	92.7	Very High	Improved	Excellent	3,311	93.8	3,076	91.8	2,847	91.3	3,397	94.2	3,466	97.6	33,297	96.1	33,536	96.4	30,201	95.7	30,970	95.0	32,351	94.4

Access to Supports & Services – Measure Details

The percentage of teachers, parents and students who agree that students have access to the appropriate supports and services at school.																																	
	School										Authority										Province												
	2019		2020		2021		2022		2023		Measure Evaluation			2019		2020		2021		2022		2023		2019		2020		2021		2022		2023	
	N	%	N	%	N	%	N	%	N	%	Achievement	Improvement	Overall	N	%	N	%	N	%	N	%	N	%	N	%	N	%	N	%	N	%	N	%
Overall	n/a	n/a	n/a	n/a	1,806	80.8	1,692	69.5	1,817	81.2	n/a	Improved Significantly	n/a	n/a	n/a	n/a	n/a	1,683	81.8	2,137	79.3	2,266	82.6	n/a	n/a	n/a	n/a	230,761	82.6	249,570	81.6	256,994	80.6
Parent	n/a	n/a	n/a	n/a	1,769	76.8	2,617	61.5	3,804	80.6	n/a	Improved	n/a	n/a	n/a	n/a	n/a	2,783	76.3	3,071	71.0	3,377	77.8	n/a	n/a	n/a	n/a	30,936	78.9	31,684	77.4	31,847	75.7
Student	n/a	n/a	n/a	n/a	1,793	79.3	1,758	75.8	1,778	77.8	n/a	Maintained	n/a	n/a	n/a	n/a	n/a	1,121	78.8	1,495	77.5	1,579	79.7	n/a	n/a	n/a	n/a	169,631	80.2	186,935	80.1	192,805	79.9
Teacher	n/a	n/a	n/a	n/a	1,856	85.7	1,711	71.1	2,856	85.3	n/a	Improved	n/a	n/a	n/a	n/a	n/a	2,894	90.2	3,337	89.3	3,490	90.2	n/a	n/a	n/a	n/a	30,194	88.7	30,951	87.3	32,342	86.2

Our Results

We pride ourselves at CMJHS as a place where there is something for everyone. The programming from an academic perspective is excellent while at the same time, we offer a variety of complementary courses, clubs, athletics, drama, arts, music, leadership and outdoor pursuits. We will continue to be responsive to the needs of our students and provide as much choice and opportunities that we can. We are proud to offer additional resources and support to help students with their learning including programs such as PSP (Personal Success Program), Resource room, Strive program, K&E (Knowledge and Employability), Anchor outreach and EAL programming. Additionally, teachers are well-versed in supporting the diverse learning needs within our classes so that every student can find success. Building the core foundations of numeracy and Literacy are central to the success and growth of our students. We will continue to find creative ways to support and individualize each student.

Operating Budget

Budgeted Operating Expense 2023-2024			
			%
Allocation (includes prior year carry-over)		\$3,094,339.00	
Staffing	Certificated (Substitutes & Certificated Staffing)	\$2,769,504.00	90%
	Non-Certificated (Support & Other Staffing)	\$177,895.00	6%
Supplies & Services		\$146,940.00	4%



Facilities and Capital Plan

CMJHS is a building that is very well taken care of. The caretaking team, under the leadership of our Head-caretaker, ensures school is maintained and kept in the very best of shape. The GHSD maintenance team is swift, professional and always responsive to any maintenance needs we have. From a capital project perspective, the primary task would be a retrofit of our bleachers and upstairs area in our gymnasium. The area is a very outdated space with original carpet, the bleachers themselves have sections that are sagging and unstable. Our vision would be to tear down the existing area, install building a retractable bleacher, restore the area to be used as an extra Physical Education space. This would allow our triple PE classes more opportunity to spread out in the gym and utilize that space in a more creative and purposeful way. .



